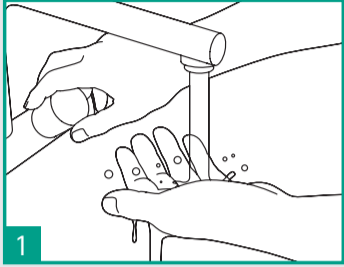
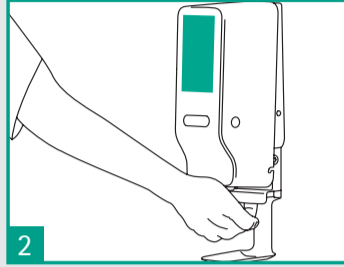


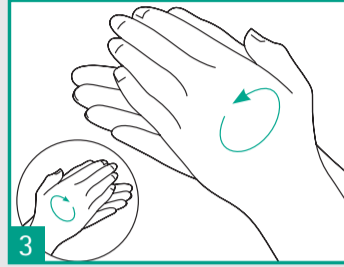
Wash hands when visibly soiled! Otherwise, use handrub.
Duration of the entire procedure: 40 – 60 seconds



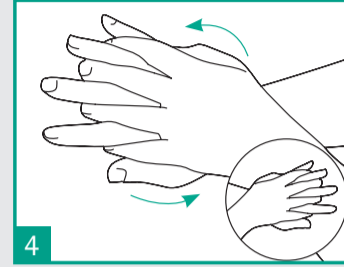
1 Wet hands with water



2 Apply enough soap to cover all hand surfaces



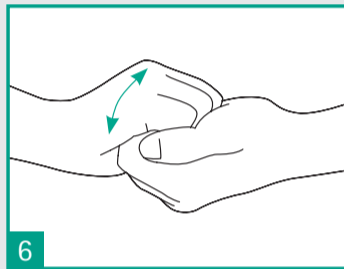
3 Rub hands palm to palm



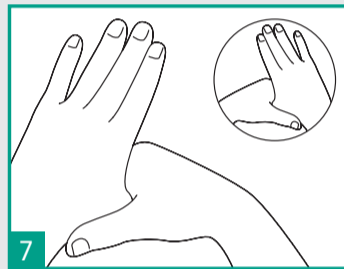
4 Right palm over left dorsum with interlaced fingers and vice versa



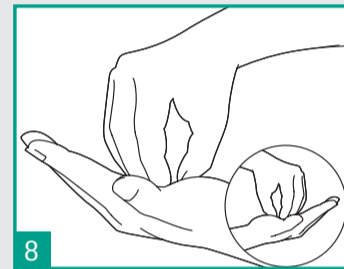
5 Palm to palm with fingers interlaced



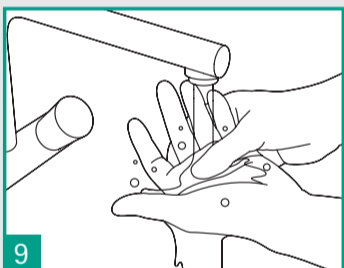
6 Backs of fingers to opposing palms with fingers interlocked



7 Rotational rubbing of left thumb clasped in right palm and vice versa



8 Rotational rubbing, backwards and forwards with clasped fingers of right hand in left palm and vice versa



9 Rinse hands with water



10 Dry hands thoroughly with a single use towel



11 Use towel to turn off faucet



12 Your hands are now safe

JOIN THE HAND
HYGIENE CAMPAIGN



©World Health Organization 2009. All rights reserved.



SAVE LIVES: CLEAN YOUR HANDS
HOW TO HANDWASH?